




<h1>Feature Comparison</h1>	DRO100 	DRO203 	DRO300 
Common Functions			
Number of Axes	1, 2 or 3	3	3 or 4
Display	7" TFT Color	7" TFT Color	7" TFT Color
Data Interface	USB Type C	USB Type C	USB Type C
Job Clock (Stop Watch)		•	•
Feed Rate Display	•	•	•
Multiple Language Supports	•	•	•
Absolute/Incremental	•	•	•
Graphic Pos aid for Near Zero Warning with Graphics		•	•
Help Function	•	•	•
Tool Offsets / Diameter		16	100
Preset and Zero Reset	Zero Reset	•	•
4 Function Calculator/Trig Calculator/rpm		•	•
Instant Inch/mm Conversion	•	•	•
Position-Trac™ (Recalls last data after power loss) / RM	•	•	•
Advanced Skew Compensation			•
Multiple Datums		•	•
Multiple Display Views			DRO 1 & 2 & 3
Part Program Storage (Import, Export) 10			•
Scale Factor (Allows for Part Shrinkage / Expansion)		•	•
Counter Diagnostics	•	•	•
Encoder Input Linear or Rotary	•	•	•
Linear/Segmented Non-Linear Compensation upto ±99,999ppm	1-seg	•	•
Backlash Compensation		•	•
Remote Switch allows data output, remote zero, and next step			•
Measured Value Out allows data to be output when probing			•
I/O (6 Input / 10 Output) Option			•
Day / Night (Display Mode)	•	•	•
Installation Guide	•	•	•
User Management	•	•	•
Dynamic Zoom / Axis Highlight	•	•	•
File Management (Import, Export)	•	•	•
System Information	•	•	•
Milling Specific Functions			
Bolt Hole (Circle and Linear) Pattern Calculations with Graphics		•	•
Centerline Calculation (workpiece zero, midpoints, and circle center)		•	•
Mill Line Function		•	•
Mill Arc Function		•	•
Edgefinder/Touch Probe Input			•
Spindle Control Interface Option			•
Turning Specific Functions			
Lock Axis Feature (Establish tool offsets under load)		•	•
Instant Radius / Diameter Conversion	•	•	•
Taper Calculator & Taper Ratio		•	•
Vectoring		•	•
Thread Assist Cycle			•
CSS (Constant Surface Speed) Option			•